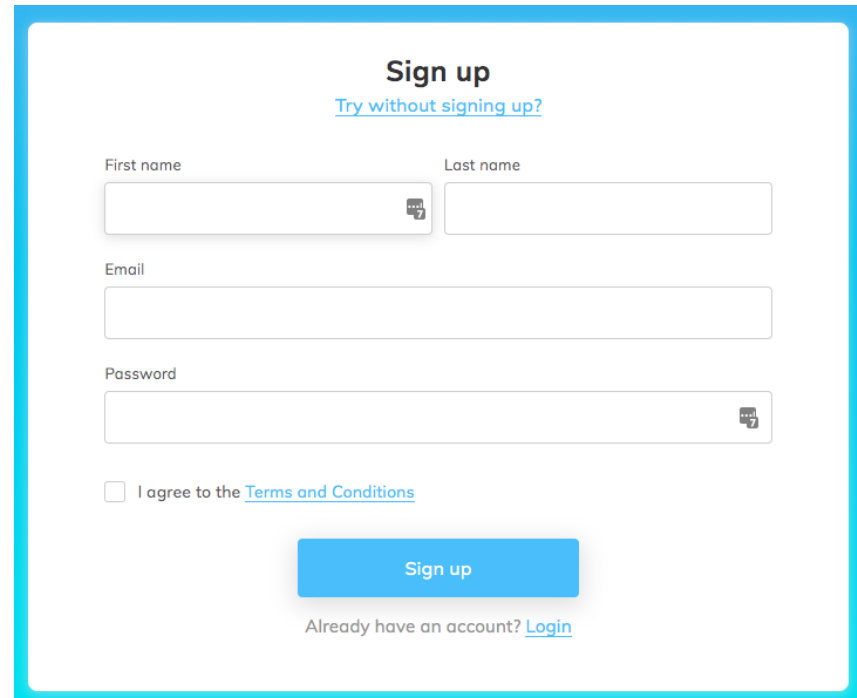




SENECA Learning

Head to the [sign-up page](#) and enter your personal information.

Registering an account with Seneca is completely free.



The image shows a screenshot of the Seneca Learning sign-up page. The page has a white background with a blue border. At the top, it says "Sign up" in bold black text, with a link "Try without signing up?" below it. The form consists of several input fields: "First name" and "Last name" (two separate boxes), "Email" (one wide box), and "Password" (one wide box). Below the password field is a checkbox labeled "I agree to the Terms and Conditions". At the bottom, there is a blue "Sign up" button and a link "Already have an account? Login".

Sign up
[Try without signing up?](#)

First name Last name

Email

Password

I agree to the [Terms and Conditions](#)

Sign up

Already have an account? [Login](#)

SENECA Learning

You can now get early access to Seneca as a mobile app.

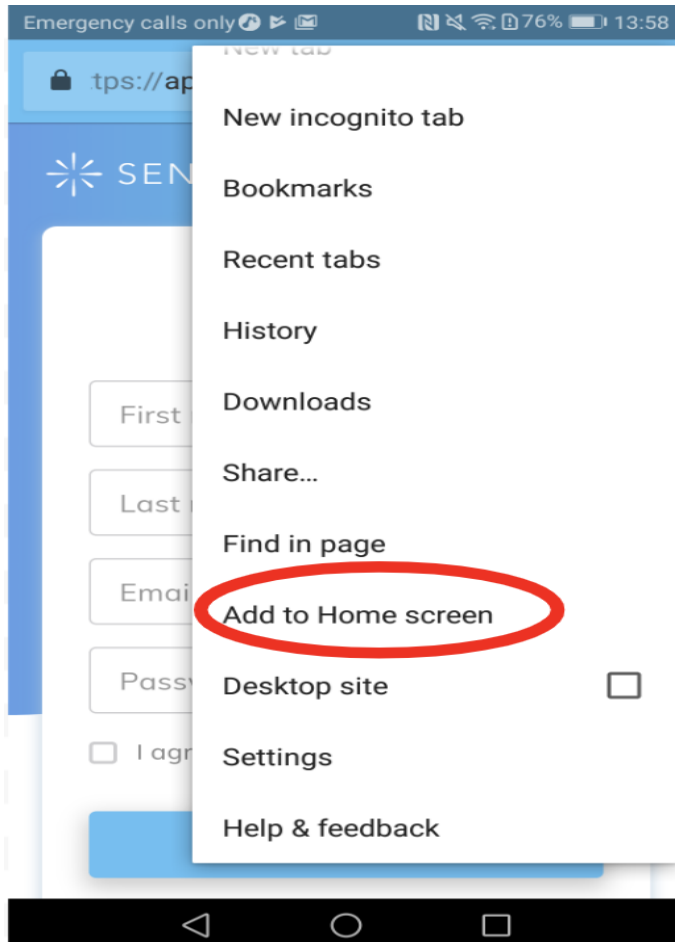
It isn't on the app store yet, as it is being tested but you can get onto it.

If you have an Android phone or tablet

Navigate to app.senecalearning.com on your phone or tablet *in the Chrome browser* and press the menu button in the top right of the page



If you have an Android phone or tablet

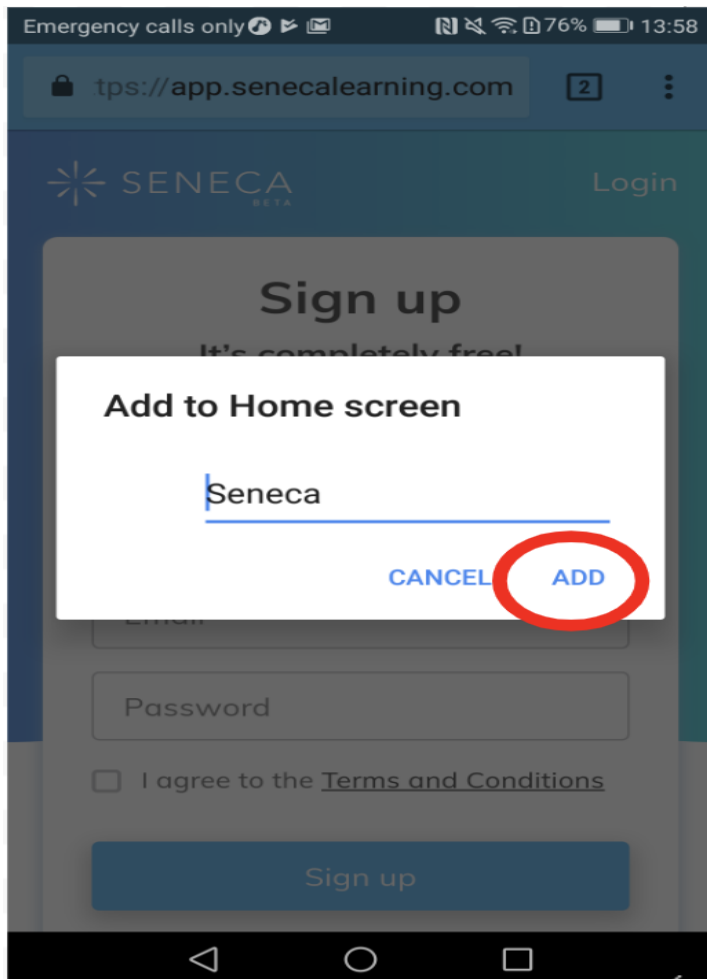


Navigate to app.senecalearning.com on your phone or tablet *in the Chrome browser* and press the menu button in the top right of the page

Use your **SCHOOL** email address.



If you have an Android phone or tablet

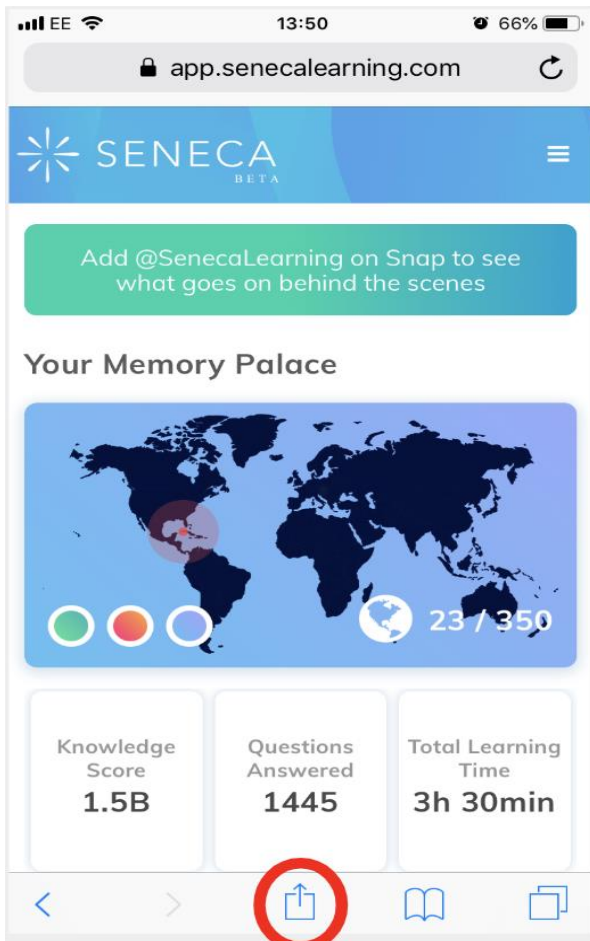


Navigate to app.senecalearning.com on your phone or tablet *in the Chrome browser* and press the menu button in the top right of the page

Use your **SCHOOL** email address.



If you have an Apple phone or tablet



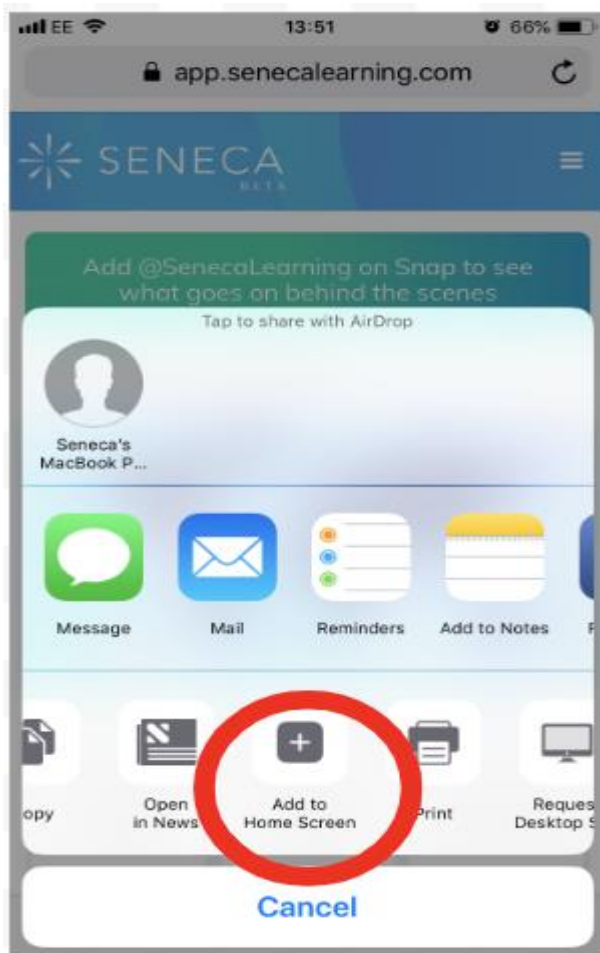
Navigate to app.senecalearning.com on your phone or tablet *in the Safari browser* and press the menu button at the bottom of the page

Use your **SCHOOL** email address.



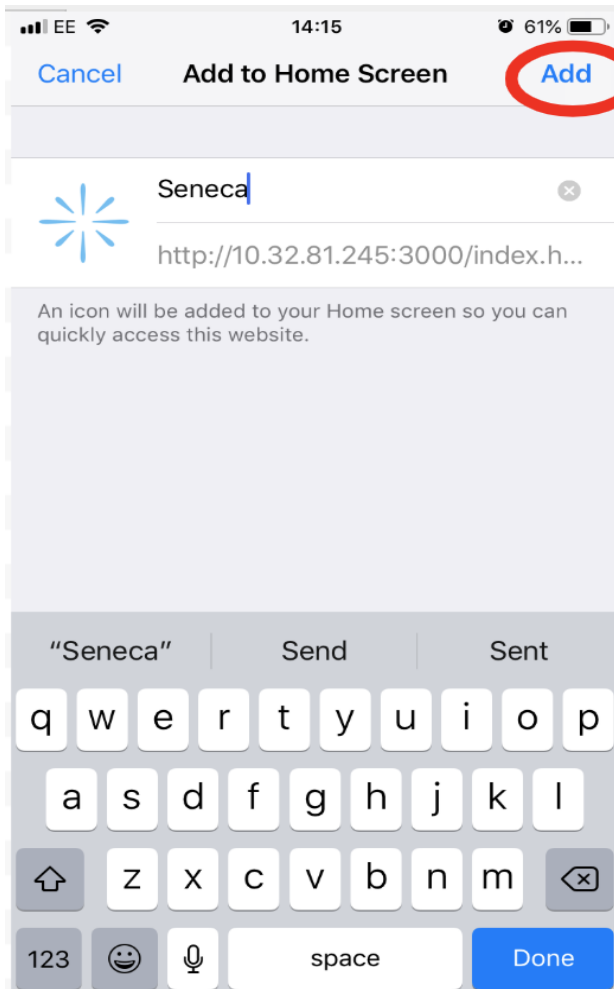
If you have an Apple phone or tablet

Find **"Add to homescreen"** in the menu and click on it. You might have to scroll the menu.



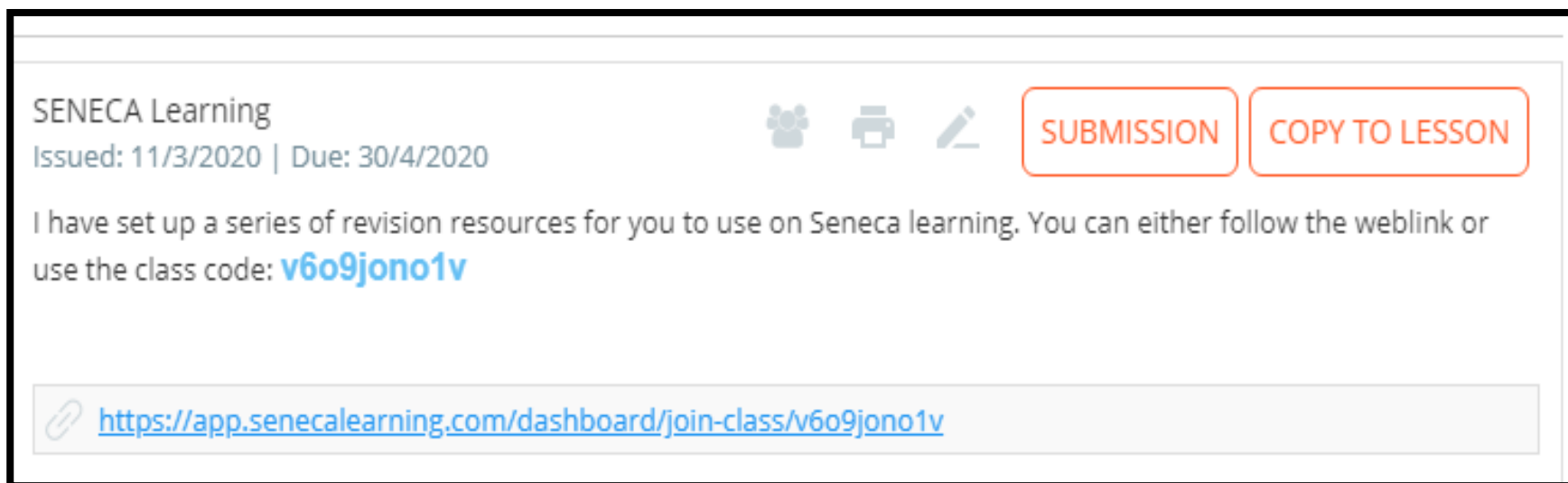
If you have an Apple phone or tablet

Click **"Add"** on the menu that comes up






Accessing Revision Materials

Go onto ClassCharts and either follow the link or copy and paste the code.




SENECA Learning
Issued: 11/3/2020 | Due: 30/4/2020

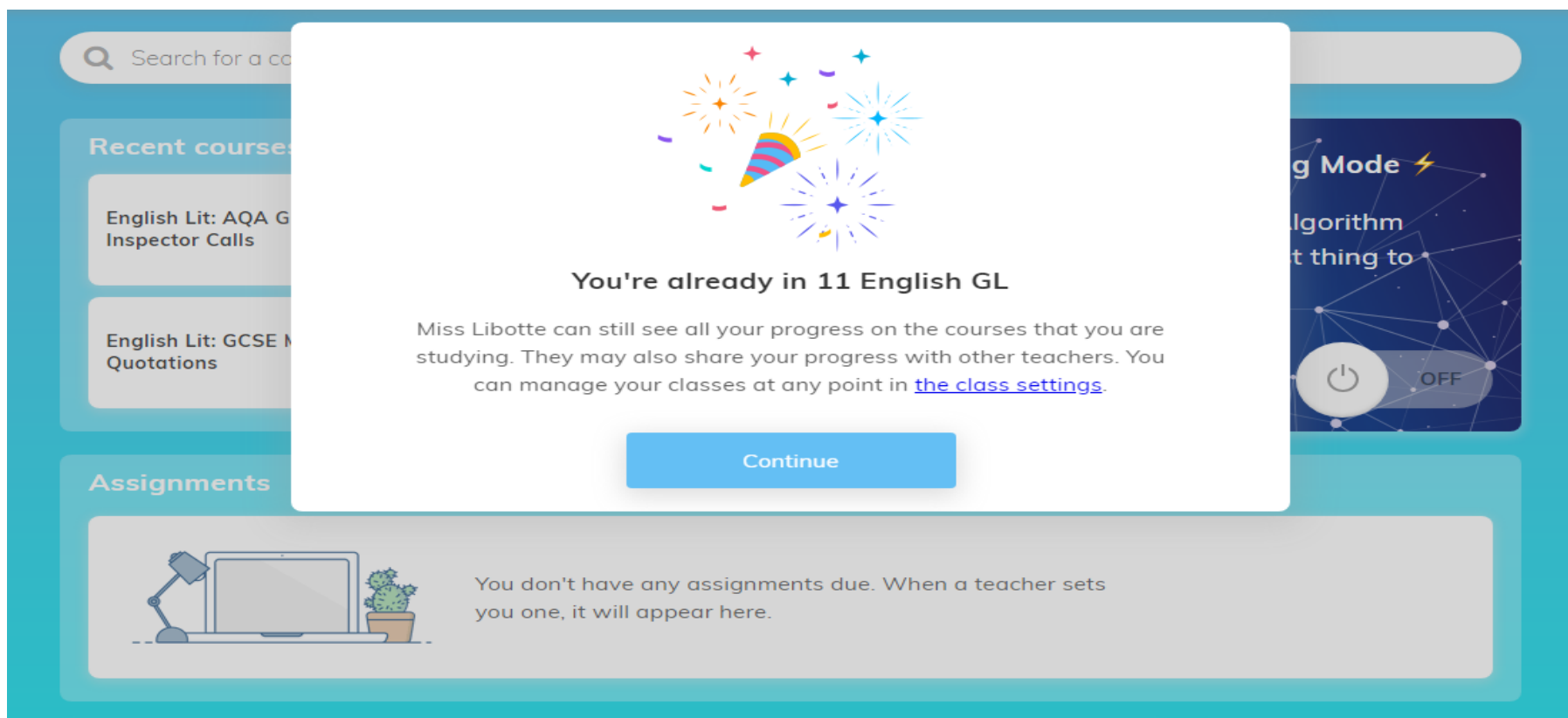
SUBMISSION **COPY TO LESSON**

I have set up a series of revision resources for you to use on Seneca learning. You can either follow the weblink or use the class code: **v6o9jono1v**

 <https://app.senecalearning.com/dashboard/join-class/v6o9jono1v>

Accessing Revision Materials

Go onto ClassCharts and either follow the link or copy and paste the code.



The screenshot shows the ClassCharts user interface. A central white modal box displays a celebratory graphic of a party hat and fireworks. The text in the modal reads: "You're already in 11 English GL", "Miss Libotte can still see all your progress on the courses that you are studying. They may also share your progress with other teachers. You can manage your classes at any point in [the class settings](#).", and a blue "Continue" button. The background interface includes a search bar, "Recent courses" (with "English Lit: AQA GCSE Inspector Calls" and "English Lit: GCSE M Quotations"), "Assignments" (with an illustration of a desk and laptop), and a "Dark Mode" toggle set to "OFF".

✕ Remove

English Lit: AQA GCSE A Christmas Carol

Preview course

✕ Remove

English Lit: AQA GCSE Poetry - Power & Conflict

Preview course

✕ Remove

English Lit: AQA GCSE Poetry - Power & Conflict - Standardised Assessments

Preview course

✕ Remove

English Lit: AQA GCSE An Inspector Calls - Standardised Assessments

Preview course

✕ Remove

English Language: Eduqas GCSE

Preview course

✕ Remove

English Lit: AQA GCSE Macbeth

Preview course

✕ Remove

English Lit: AQA GCSE An Inspector Calls

✕ Remove

English Lit: AQA GCSE A Christmas Carol - Standardised Assessments

✕ Remove

English Lit: AQA GCSE Macbeth - Standardised Assessments

