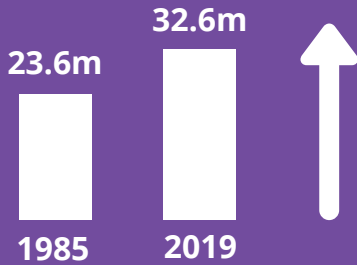




Labour market information from the past 30 years

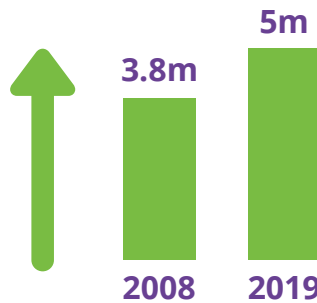


The number of people in employment has been rising, up from 23.6m in the UK in 1985 to 32.6m in September 2019*

Employment



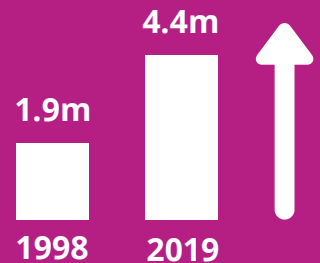
Self employment



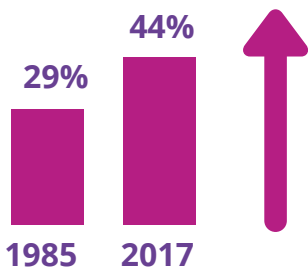
Self-employment has been on the rise since the 1990s, up from 3.8m in 2008 to nearly 5m in 2019*

4.4m people with SEND (Special educational needs or disabilities) aged 16-64 in work in 2019, up from 1.9m in 1998 - known as the working aged employment level of people with SEND**

SEND employment



Women into work



The percentage of women in full-time employment has increased from 29% in 1985 (when data on hours of work began) to 44% in 2017, increasing further in 2019. The total rate of employment for women was a record 72.4% in 2019 - partly due to changes in women's state pension age***

Work is changing



PAST JOBS

- film projectionist
- print setter
- switchboard operator

PRESENT JOBS

- biomass plant technician
- digital marketing specialist
- green funeral director

FUTURE JOBS

- 3D printing technician
- transposion technician
- urban agriculturist

*(Source: Labour Force Summary)

***(Source: Labour Survey and Annual Population Survey from ONS, 24/03/20)

***(Source: Institute for Fiscal Studies; House of Commons CBP06838)